

Gabriel Figliolino  
Designer



# Portfolio

2022


A large, thick blue smiley face (U-shaped curve) positioned below the word 'Portfolio'.

# About Me

## I am Gabriel

I'm a passionate creator, always developing and improving ideas and turning them into visual concepts. Always learning new things and expanding, refining and improving my skills set. Authentic ideas and designs that bring up solutions in an effective manner! For more information don't hesitate to contact me. Let's create together!

# My Work

Two vertical blue lines of different heights are positioned to the right of the 'My Work' header.

**Packaging**

**Branding**

**App Design**

**Illustration**



# Packaging

## Buzz Orbit

**Brief:** A fast-paced game designed to a main target audience of families.

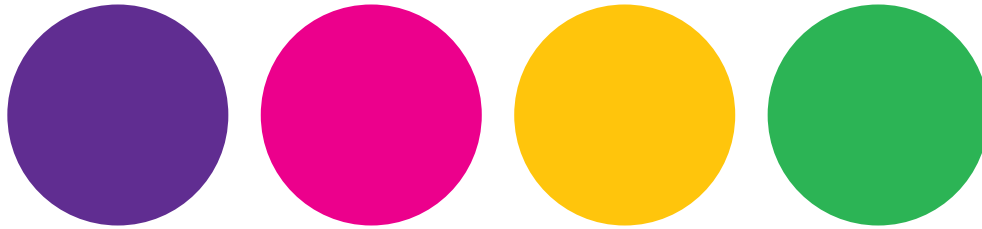
**Tools:** Adobe Illustrator, Photoshop



Card Development



Box Concept



**Process:** For this personal project, I wanted to focus on something I've never tried, getting out of my design comfort zone. I developed this playing cards game and its four decks, a total of 160 cards and the box design.

Box Dieline





# Branding

## Honeycomb

**Brief:** A raw Canadian honey company that prides itself on being completely raw, bee-friendly product line that supports Canadian beekeepers too.

**Tools:** Adobe Illustrator



Initial Concept




Refined #1



Refined #2

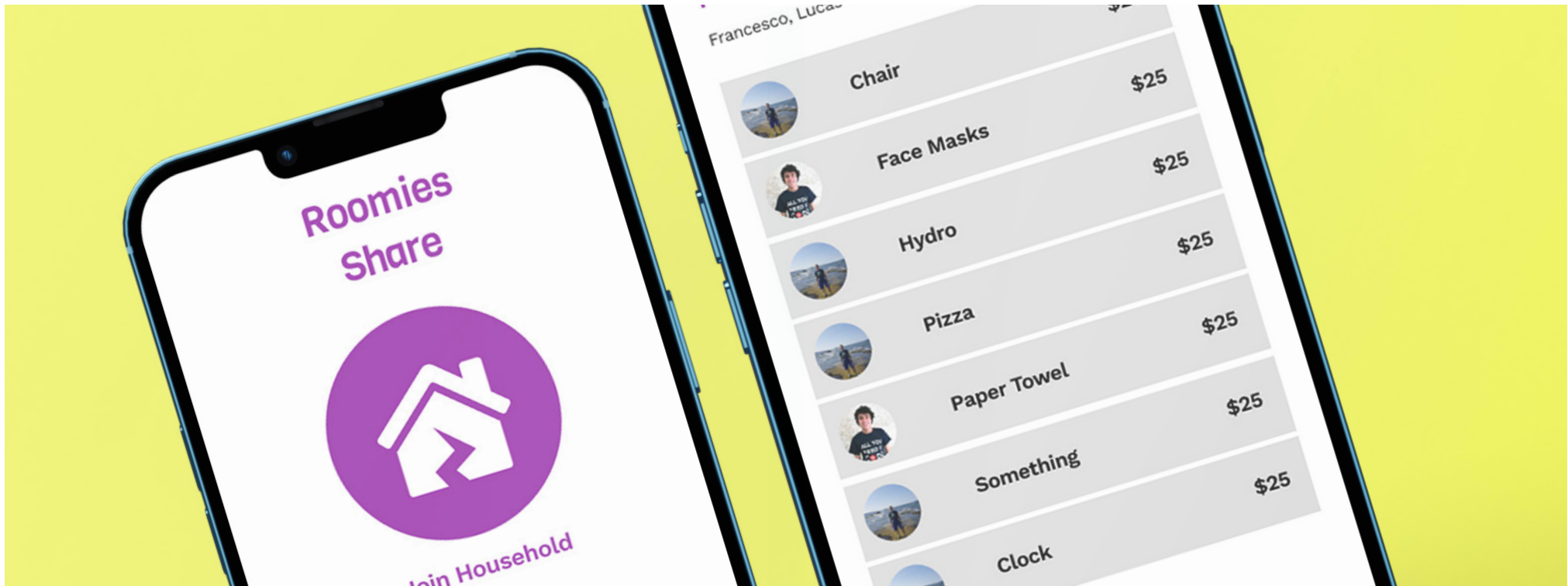


Final B&W Logo



**Process:** I explored different approaches in shape and colour for this design. Found it the most simple and unique the beehive shaped one, that came up to be Honeycomb's identity.





# App Design

## Roomies Share

**Brief:** Splitting bills with roommates can be hard to manage, confusing and stressful. Roomies Share goal is to make living expenses share easier between roommates.

**Tools:** Figma





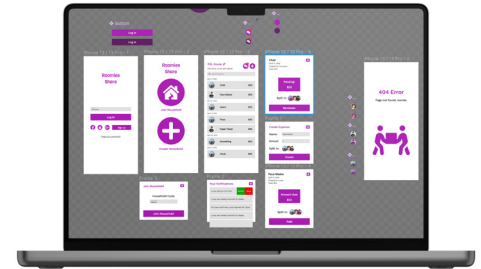
Paper Prototype




Wireframe



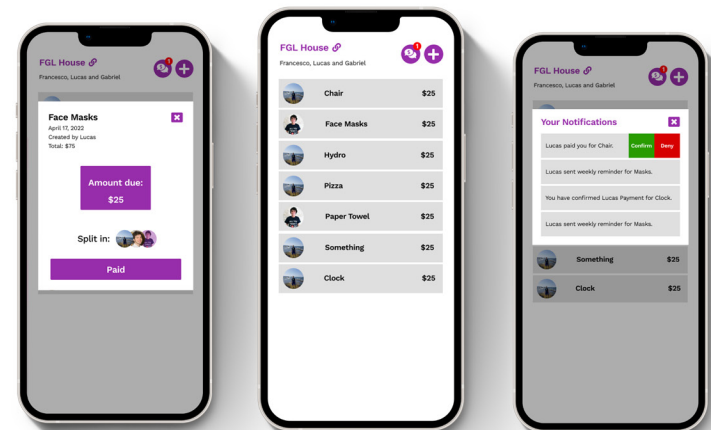
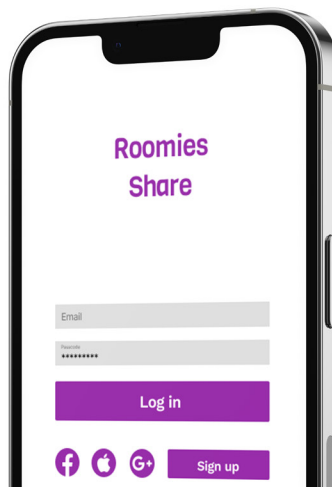
Moodboard and Style Tile



Figma Prototype



**Process:** Using design thinking processes and keeping good UI/UX principles in mind. I created a fully functional prototype on Figma to bring Roomies Share to life.





# Illustration

## Crazy Rabbit

**Brief:** A comedy movie inspired on the tale of Peter Rabbit.


**Tools:** Adobe Illustrator, InDesign




Initial Concept




Concept #1



Concept #2 (Refined Illustration)



Concept #3 (Color Variation)



**Process:** I wanted to represent Peter as very easy-going, funny and a rebel. I used my knowledge of colour theory and composition to achieve my final result



# Thank You!



## Contact Me

**Email:**

Gabrielhyfi@hotmail.com

**Phone:**

+1 (778) 697-4192

**Instagram:**

[gabrielfigliolino](#)